

Chairman's Report

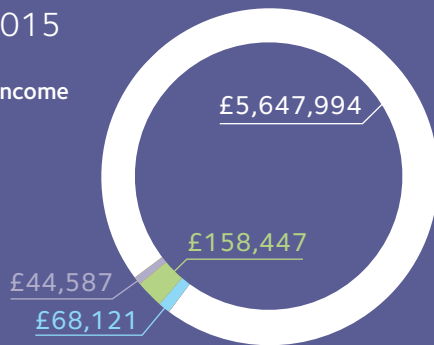
Chief Executive's Report



Finance

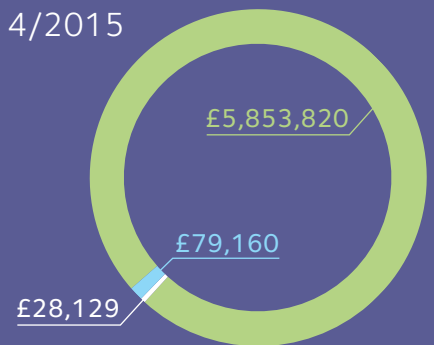
INCOME 2014/2015

- Charitable Activities Income
£5,647,994
- Voluntary Income
£68,121
- Trading Income
£158,447
- Investment Income
£44,587



EXPENDITURE 2014/2015

- Charitable Activities
£5,853,820
- Fundraising Costs
£28,129
- Governance Costs
£79,160



A full copy of the audited accounts for the year to 31st March 2015 can be obtained by contacting cchesney@amh.org.uk or can be downloaded from our website www.amh.org.uk

Facts & Stats 2014/2015

Vision

"A society which actively values and promotes good mental health".

Mission

"To make a positive difference in people's mental health."




13 locations with services spanning the whole of NI and into the border regions of Donegal & Cavan interacting with a total of 17,662 people.

In addition:

16,104

people benefited from the Together For You project.



17,662 Number of people supported by AMH Services & Projects during 2014/2015

13,589
AMH MensSana/SALUS young people

188
Men's Shed male clients 60+

2,007
AMH New Horizons clients

86
AMH Promote clients



107
Government Employment Programme Workable

258
Government Employment Programme Workconnect (SES)

270
Managing the Challenge self management programmes

1,157
AMH Works Employer Consultancy & Training

235
Clients have gained employment, moved on to further education/training or undertook voluntary work

3,981
Certificates awarded